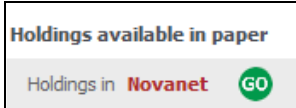


2. NOVANET

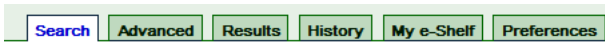
If there is no electronic full text available, simply click on the “GO” button to search Novanet for the title of the journal the article appears in.



- If the journal is available in Novanet, the “Search Results” screen will indicate how and where to find it:

Title	Type	Year	Location
Energy in developing countries /	Book	1985	• DAL Killam Library: HD 9540.6 E5 1985 v.13 no.4 / DAL
Energy policy.	Serial	1973	• DAL Killam Library: HD 9540.6 E5 / In library use only • DAL Dunn Law Library Serials Col only • Dalhousie University Electronic R ScienceDirect / Online • STFX Macdonald Library Electron ScienceDirect / Online • Saint Mary's University Electronic ScienceDirect / Online

- If the journal is not available through Novanet, a message indicating this will appear:

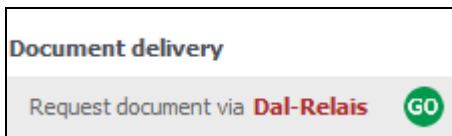


The requested record is not in the database.

[Novanet > NOVANET Catalogue > Basic Search of NOVANET Catalogue](#)

3. DOCUMENT DELIVERY

If you have done these steps, and you are still unable to find a copy of the journal article, submit a request through Document Delivery.



- Use your DalCard barcode and your library password to login and the form should be filled in for you already.

User Login: (Login Help)	<input type="text"/>
User Password:	<input type="text"/>

- Remember to select your library and notification method, and submit the form.

If you are still having trouble finding journal articles, or need more assistance, find your subject specialist at <http://libguides.library.dal.ca>, or drop by the library reference desk for more help.



Last Updated July 2008



FINDING JOURNAL ARTICLES

What This Guide Does

This Guide will provide you with **step-by-step** instructions for how to find a journal article.

What Is a Journal Article?

Journal articles provide current, in-depth, topical information that has been written and (usually) reviewed by experts.

Do you have a citation?

If you have an article citation already, try searching for the journal title in Novanet. Click on the Journals / Serials tab and conduct your search. Novanet compiles print and electronic resources, so this is the best place to start if you have a citation.

[Full catalogue](#)

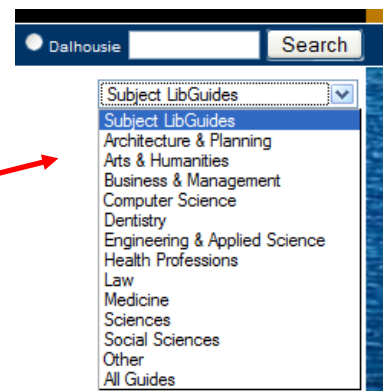
[Journals / Serials](#)

[Reserves](#)

Step 1: Choose a Database

If you are trying to find citations, the best place to start is in a journal article database. Select the database that best suits your research needs and subject. There are a number of ways to choose a database.

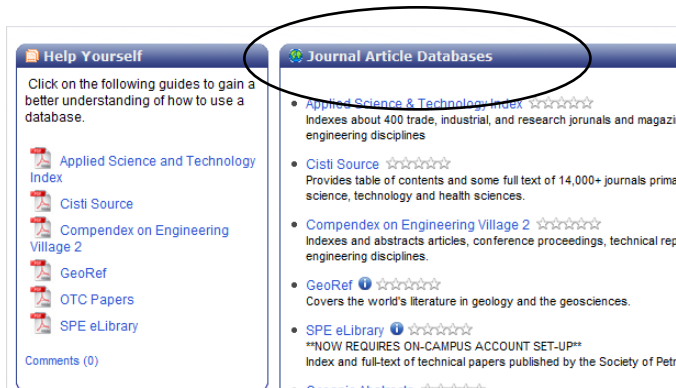
From the Dalhousie Libraries Homepage, choose your **Subject** from the **Dropdown Menu**:



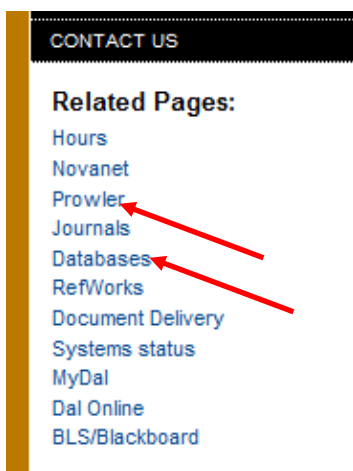
Select your subject and navigate to the “Databases” or “Article databases” in the subject guide:



This will bring you to a list of databases relevant to your subject and in many cases, there will be appropriate help guides for each database too:



You can also click on **Databases** under Related Pages to search for a database by name, or use **Prowler** to search across all Dalhousie databases (**Note:** Prowler can cause problems in Firefox. For optimum results, use Internet Explorer):



Trouble?

- Are you connecting from off-campus? A window will pop up when you click on the **Databases** or **Prowler** link. Simply enter the same username and password you use to access **MyDal** (your email).

Step 2: Search Database for Article Citations

The second step is to search your chosen database for citations of journal articles related to your topic.

Try building a list of **keywords** to search the database with.


Consider subjects, authors, dates, and any other information helpful for your search.

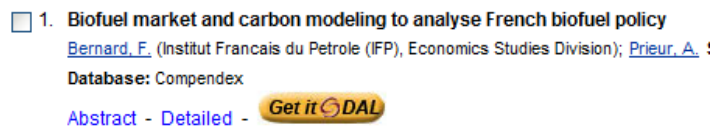
If you require assistance with searching ask for help at the **Reference Desk**. The Library also provides search guides for a number of databases. Look for these guides in the Sexton Library or online at <http://www.library.dal.ca/How/>

Step 3: Find the article

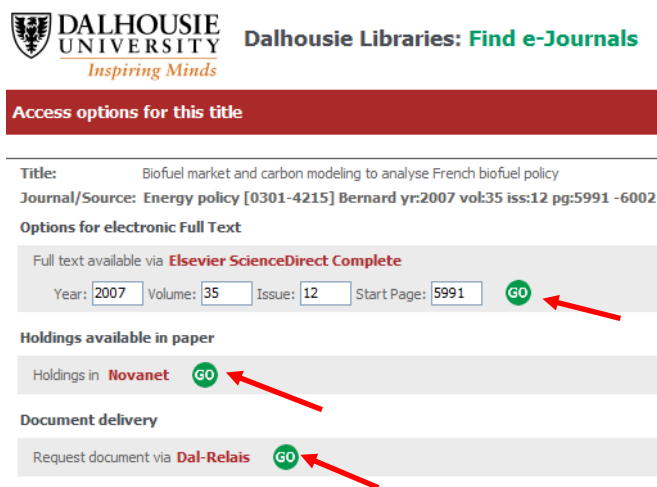
After finding citations of articles you wish to read, you then need to locate the actual articles. To locate the articles you must determine the location and format of the journal the article was published in.

There are three ways to locate journal articles: in **full-text**, through **Novanet**, and via **Document Delivery**.

Many of the databases use a standard  button to help navigate these choices. Citations that contain this button may look something like this:



When you click on the button, you will be redirected to a screen with various options for obtaining that article:



1. FULL-TEXT ACCESS

If the article is available in electronic full-text, there will be an option to find it this way. Click on the "GO" button to launch the article in a new window.

- Full-text articles can be read within a database, printed out, saved to disk, or e-mailed.
- If there is no electronic full text available the screen will indicate this:

